



LeanKit

Quarterly Product Update

May 2014

What We'll Cover Today

- What's New in LeanKit
- What's Ahead
- Q & A

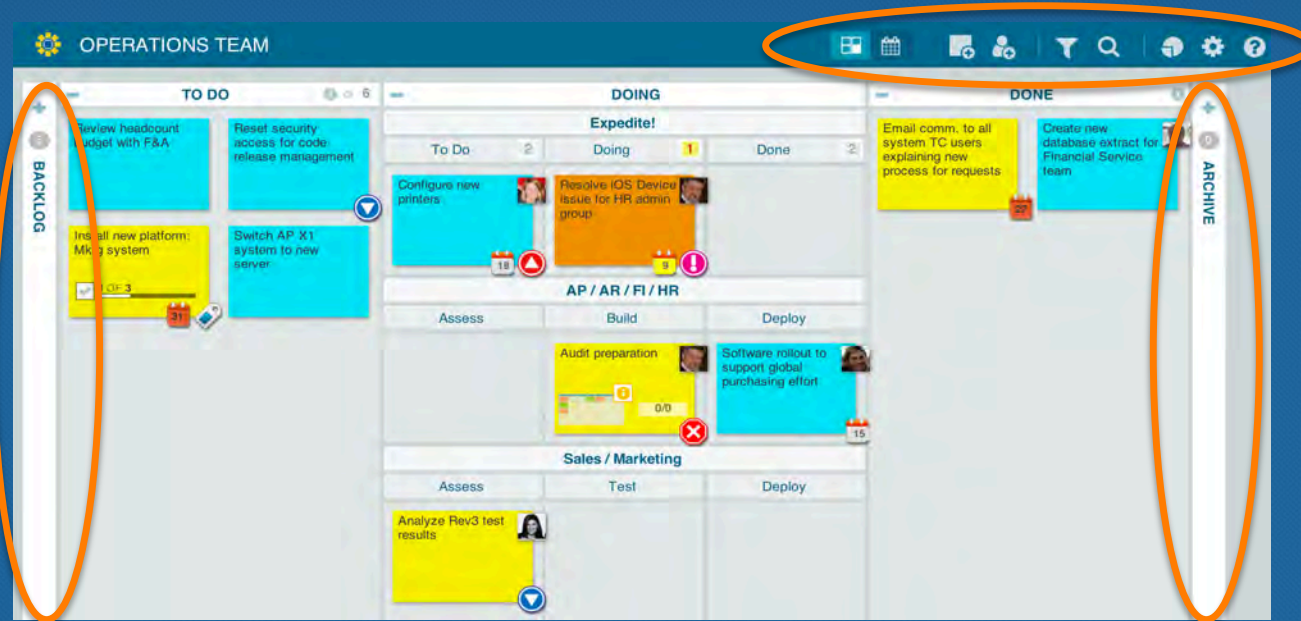


**JON
TERRY**
CHIEF OPERATING OFFICER

1st Quarter Focus: Mobility & Messaging

- ✓ UI refresh
- ✓ Calendar view
- ✓ Date filtering
- ✓ New Android app
- ✓ iOS updates
- ✓ iCal feeds
- ✓ “Reply to”
- ✓ Monogram avatar

Navigation / UI Refresh



Main navigation updates, backlog and archive available to keep open or collapse.

Monthly Calendar View

The screenshot displays the LeanKit interface for the 'OPERATIONS TEAM'. The top navigation bar contains several icons, with the calendar icon circled in orange. The main view is a monthly calendar for April 2014, showing a grid of days from Sunday to Saturday. A sidebar on the left, titled 'Unscheduled Cards' (also circled in orange), lists various tasks such as 'Deploy new WIFI routers in...', 'Create new database extra...', 'Switch AP X1 system to ne...', 'Review headcount budget...', 'Audit preparation', 'Develop New Ordering Pro...', 'Add users to Ordering Platf...', 'Reset security access for c...', and 'This thing that is really ne...'. The calendar grid shows tasks assigned to specific days, including 'Software rollout to support global purchasing effort', 'Install new platform: Mktg system', 'Analyze Rev3 test results' (highlighted with an orange circle), 'Resolve IOS Device issue for HR', and 'Configure ne...'. The interface also includes navigation arrows and buttons for 'Month' and 'Week' views.

Toggle between views to manage
date dependent work.

Weekly Calendar View

The screenshot shows the 'OPERATIONS TEAM' interface in LeanKit. On the left, a sidebar titled 'Unscheduled Cards' lists several tasks, with 'Audit preparation' highlighted in yellow. An orange arrow points from this task to a corresponding card on the calendar grid for Sunday, April 27. The calendar grid shows dates from Sunday 4/27 to Saturday 5/3. A large orange bar at the top of the calendar indicates a 'One week duration to do this one.' Below it, a blue bar shows a '4 day effort' spanning from Sunday to Wednesday. Another blue bar, 'Develop New Ordering Process', spans from Thursday to Friday, with a note 'Just a day or two for this little thing.' and an orange arrow pointing to its end. Other cards include 'Two day card', 'Estimate 1 day...', 'Single day fix', and '3 day effort'.

Pull unscheduled work onto calendar to manage start and finish dates.

Filtering - Calendar View

The screenshot displays a calendar interface for the period of April 27 to May 3, 2014. The calendar is set to 'Week' view. A task titled 'Develop New Ordering Process' is visible on Monday, 4/28, and is circled in orange. To the right, a 'Filters' panel is open, showing options for 'Card Type', 'Priorities', 'Blockers', 'Staleness', 'User', and 'Title'. Under the 'Priorities' section, 'High' and 'Critical' are both checked with blue checkmarks and are circled in orange. The 'Off', 'Dim', and 'Hide' buttons are visible at the top of the filters panel, along with a 'Reset All' button.

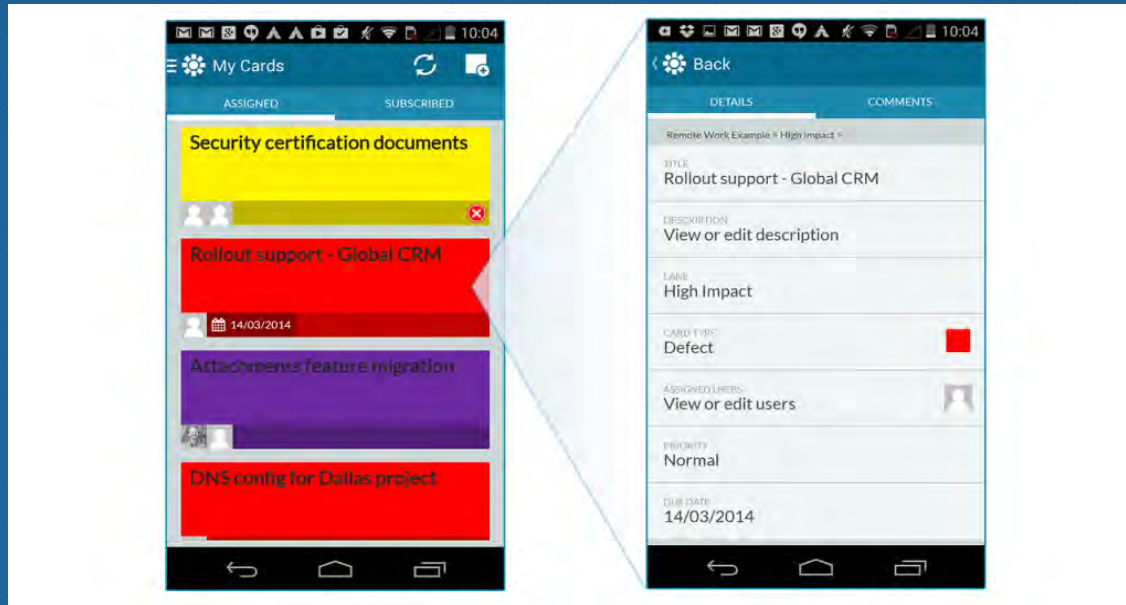
Filter and find work – just like workflow view.

Date Filtering

The image shows a screenshot of a Kanban board in LeanKit. The board is divided into columns: TO DO, EXPEDITE!, and DONE. The EXPEDITE! column is further divided into sub-columns: To Do (2 items), Doing (1 item), and Done (2 items). Below these are sections for AP/AR/FI/HR and Sales/Marketing, each with sub-columns for Assess, Build, Deploy, and Test. A sidebar on the right contains a 'Filters' menu with options like Blockers, Staleness, User, Title, Tag, and Date. The 'Date' filter is highlighted with an orange circle and shows 'Start Date' and 'Finish Date' options, both set to 'LESS THAN 2 DAYS'. A task card in the 'Sales/Marketing' section is highlighted with a yellow background and has a 'Finish Date: 04/30/2014 (2 days due from today)' label.

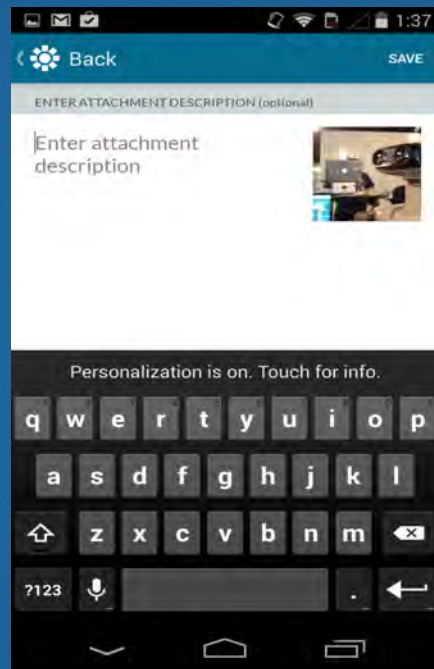
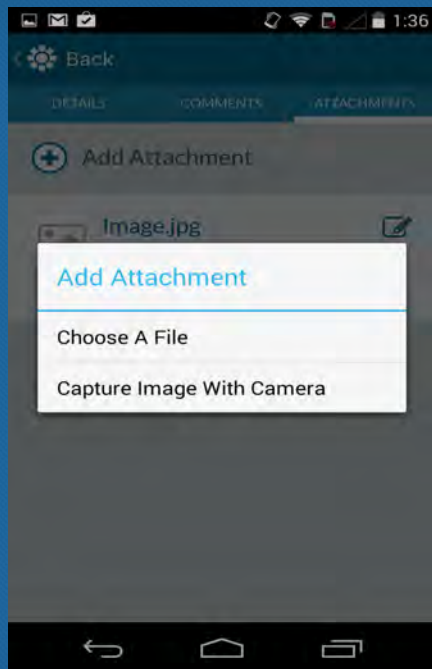
Find upcoming and past due items with dynamic start/finish date filtering.

Android App



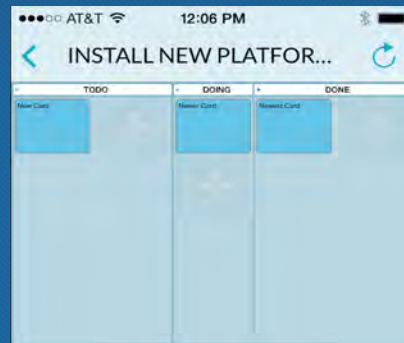
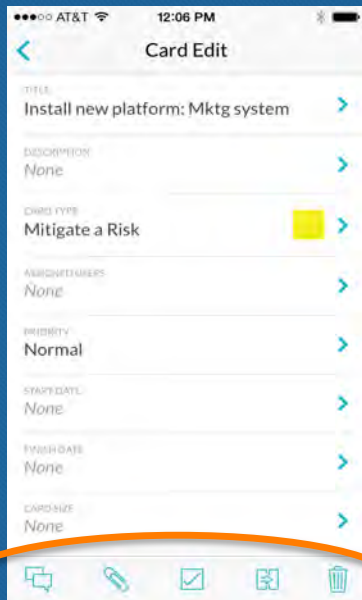
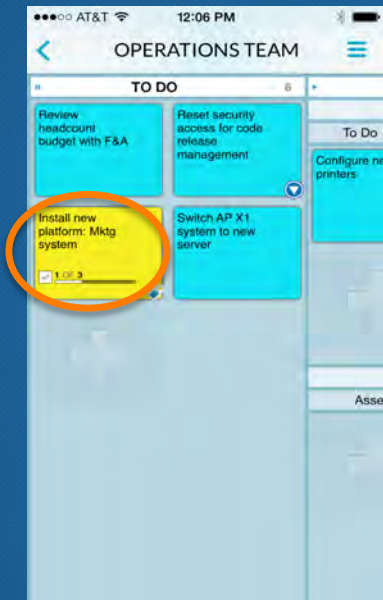
Initial release of “My Cards” view, including task cards. 

Android Attachments



Add and manage attachments on-the-go.

iOS App



iOS 7 Redesign, add attachments, manage Task Boards & Drill-Through Boards, move cards between boards.

Overall Mobility

The image displays the LeanKit web interface for an 'OPERATIONS TEAM'. A central modal window titled 'YOUR FEED LINKS' is open, showing options for 'This board (RSS)', 'All cards with finish dates on this board (iCal)', and 'All cards you are assigned to with finish dates on any board (iCal)'. A yellow warning banner states: 'IMPORTANT: Links contain your private information. Don't share them.' Below the modal is a 'Close' button. To the right, a mobile menu is visible with 'RSS and Calendar...' circled in orange. Below the menu is a screenshot of the mobile app interface showing 'Event Details' for 'New platform: F&A system' on Monday, Mar 31, 2014. The app interface includes a 'Calendar' link and a URL: <https://qa4.leankit.com/Boards/View/304470864/304471498>.

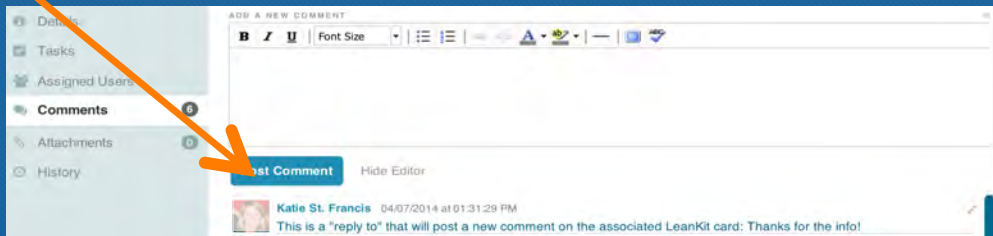
iCal feeds for your personal calendar

“Reply-to” Messaging

Email message

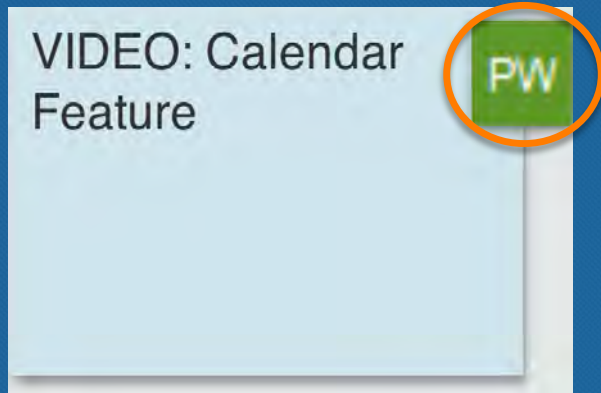


LeanKit comment

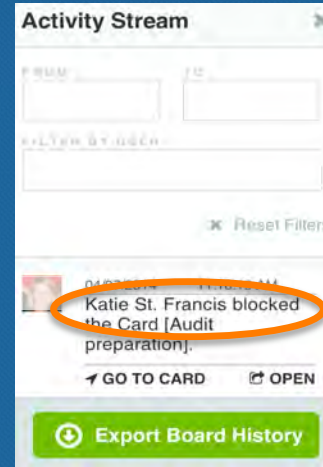


Reply directly to targeted emails to post new card comment

Additional Enhancements



Auto-generate
monogram avatar



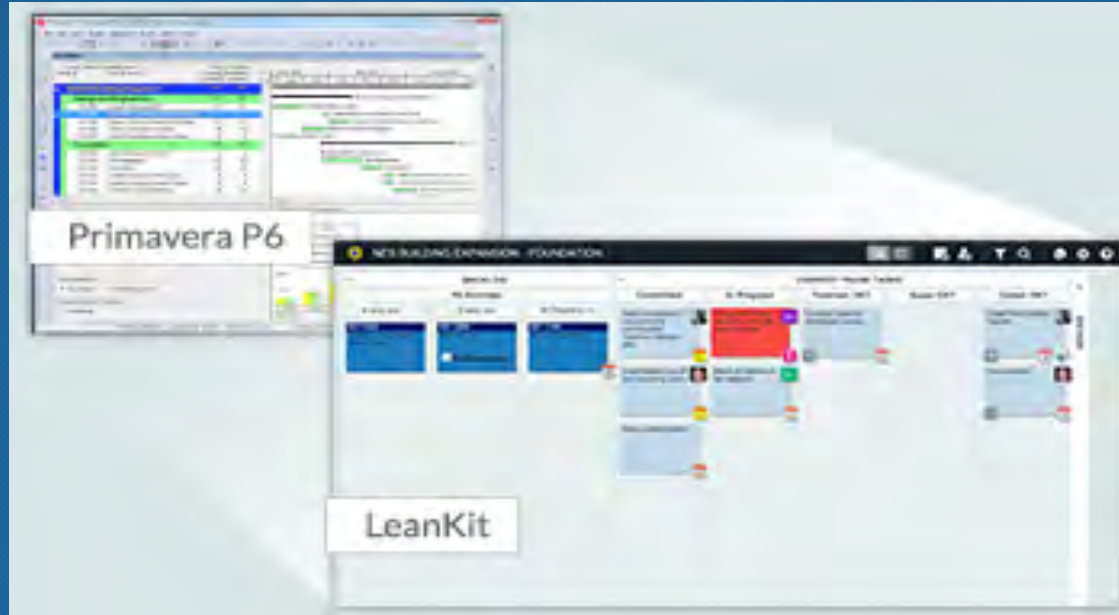
Go-to and edit cards
from Activity Stream

2nd Quarter Focus: PM Integrations

Coming Soon

- Subscription enhancements
- Avatar management
- Card ID / header enhancements
- Adding Cards via email
- Quick Card Add

PM System Integrations



LeanKit integrated with PM tools supports complex projects with visual management of work delivery.

PM System Integrations

PM System	LeanKit
Project Name	Board Name
Task Name	Card Title
Task Notes	Description
Baseline Start/Finish	Start/Finish Date
Resource	Assigned User

2-way sync simplifies planning & facilitates collaborative execution.

Subscription Enhancements

The screenshot displays the account settings interface. On the left, a sidebar contains navigation links: 'Users', 'Account Details' (selected), 'Activity Types', and 'Export Usage Reports'. The main content area shows the following details:

- ACCOUNT OWNER:** root user (info@bandit-software.com)
- ORGANIZATION NAME:** kanban-cibuild
- CURRENT SUBSCRIPTION:** Your account is currently: **Pilot Edition**
- Users:** In Use: 8, Maximum: 10
- Board Viewers:** In Use: 1, Maximum: 15
- Boards:** In Use: 18, Maximum: Unlimited

At the bottom, there are two buttons: 'Modify Subscription' (highlighted in blue) and 'Cancel Subscription'. Below these, a checkbox labeled 'Subscribe users to their assigned cards by default' is checked and circled in orange.

Option to Auto-subscribe assigned users to cards. @mentioning someone subscribes them to the conversation.

Avatar Management

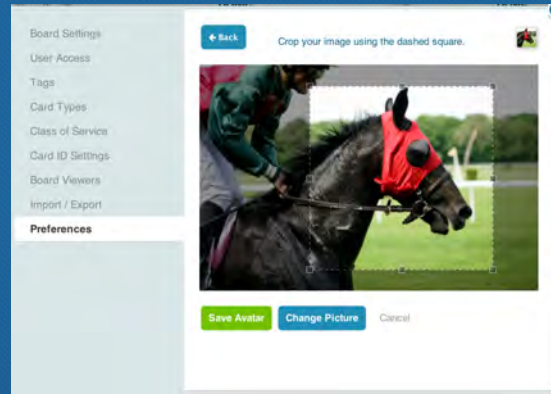
FOR ALL BOARDS

For my avatar*

- Use my Initials
- ✓ Use my picture
- Use my Gravatar

Edit

*Changes may take up to 3 hours to appear.



Upload and edit an Avatar directly in LeanKit.

Card ID Settings

Display external card ID field in card edit dialog

Allow Duplicate Card IDs

CARD HEADER OPTIONS

Enable header

Display text from external card ID field

Display LeanKit unique card ID (permalink)

Display auto-increment card ID (1, 2, 3...)

Display prefix in front of card ID

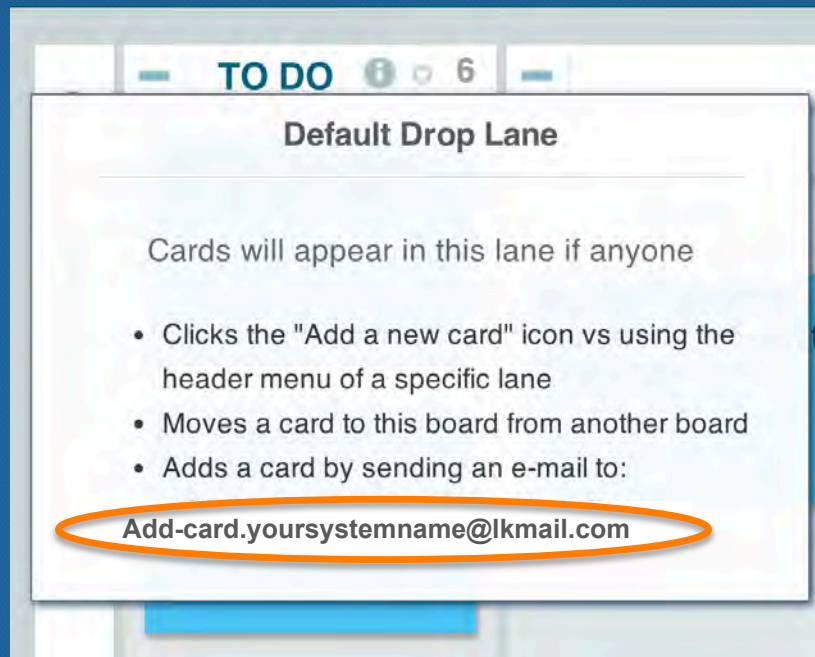
HYPERLINK HEADER OPTIONS

Generate link from custom card ID Include Prefix in URL

123456
An example card.
For more precise view go to the board.

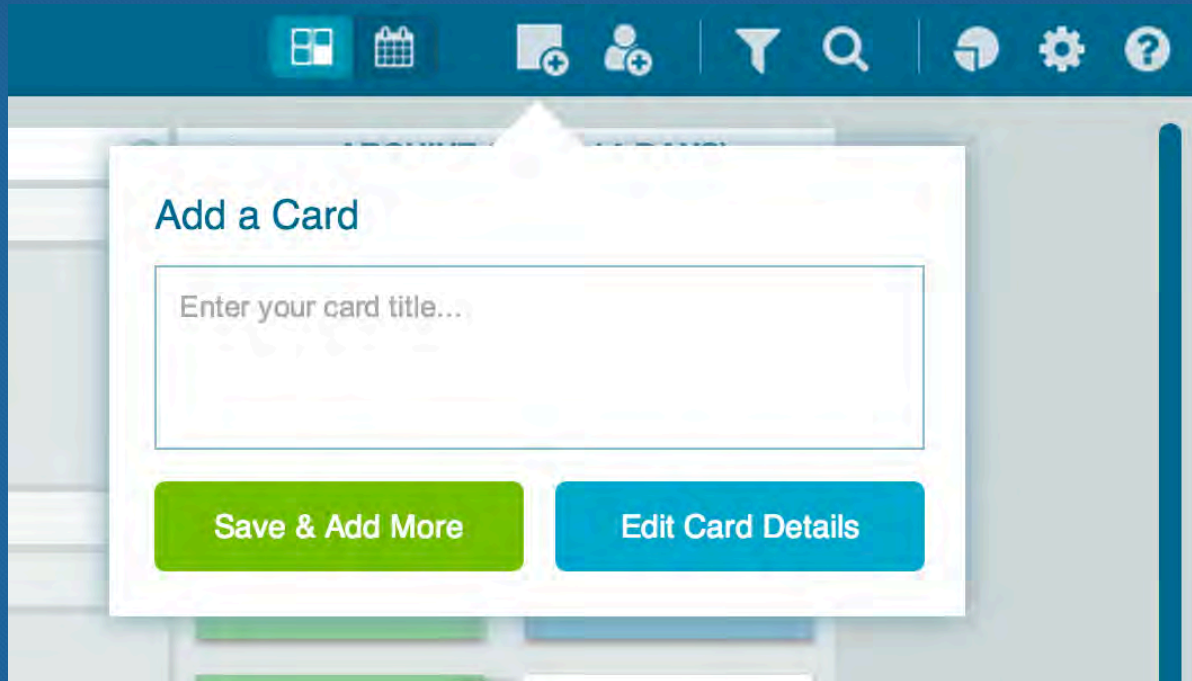
Options to display card ID field in card edit dialog and/or display unique card ID in header.

Add Cards Via Email



Users and Readers can Send an email to your board to add cards

Quick Card Add



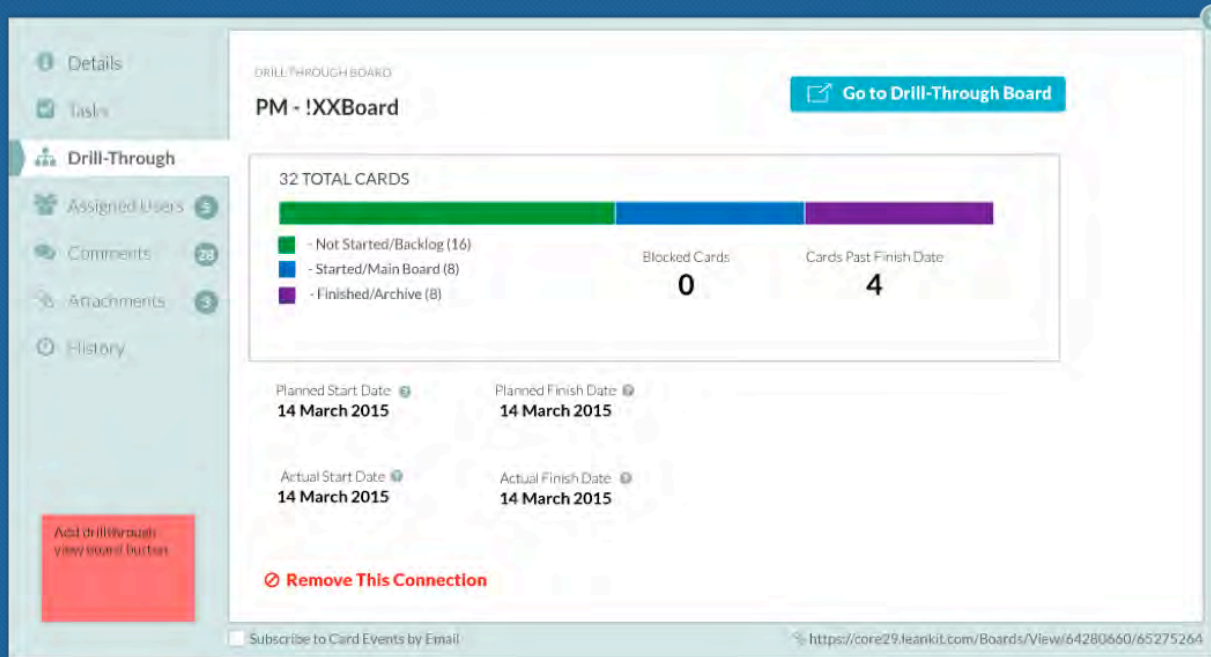
Add Cards to your Boards more quickly – then fill in the rest of the details when you're ready.

2nd Quarter Focus: PM Integrations

Just Getting Started

- Better roll-up of child data to parent card
- Allowing card to have Tasks and Drill-Through
- Reporting & Analytics Overhaul

Parent/Child Relationships



Drill-thru dates (and date issues) and blocks will be visible at the parent level.

Available Features by Edition

New Feature	Basic	Team	Portfolio
iOS attachments	✓	✓	✓
Android MyTasks View	✓	✓	✓
Navigation/UI refresh	✓	✓	✓
iCal feeds	✓	✓	✓
Auto monogram avatar	✓	✓	✓
Post comments via email	✓	✓	✓
iOS Task Boards		✓	✓
Calendar View			✓
Card IDs			✓

Try out the new Features

Like what you've seen today?

- Give the new features a try.
- Please let us know what you think – we enjoy hearing back from our customers.

Learn More

Keep an eye on the LeanKit blog for feature updates and educational information.

<http://leankit.com/blog/>

Q & A

Please submit your questions

Quarterly Product Update
Thank you!